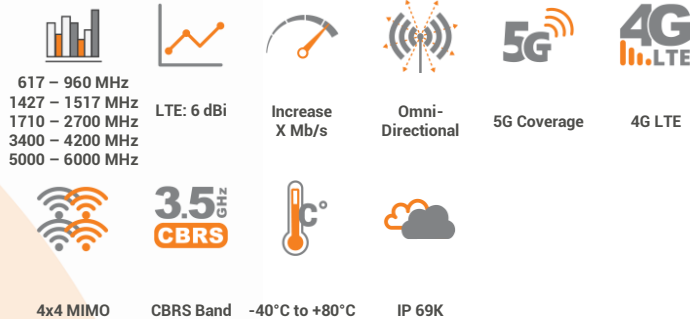


ANTENNAS | MIMO-4-4 SERIES

4-IN-1 TRANSPORTATION/AUTOMOTIVE & IoT ANTENNA

617 – 6000 MHz; 4x4 LTE/5G (MIMO), 6 dBi



- 4-in-1 High-performance multi-frequency automotive antenna
- Ultra-wideband coverage from 617 to 6000 MHz for cellular
- 4x4 MIMO LTE/5G
- Robust and weather-resistant antenna with IP 69K rating
- Ideal for transportation and marine implementation
- Multi mounting options for easy installation



APPLICATION AREAS

Product Overview

The MIMO-4-4 is a 4-in-1 high-performance, multi-frequency antenna with four cellular antennas within a single housing. The four cellular MIMO antennas offer wideband coverage from 617 to 6000 MHz, covering contemporary LTE/4G and 5G bands for future-proof implementation. The ultra-wideband performance of the cellular antennas allows it to be used across different operators and technologies and is ready for future cellular technologies up to 6 GHz for 5G applications.

The MIMO-4-4 exceeds the performance of most competitors due to the attention to the design of this high-performance antenna. All radiating elements' radiation patterns provide an excellent balance between omni-directionality, pattern diversity, and good radiation abilities at the desired elevation. This is an important criterion for the transportation and marine market, which the antenna was specifically designed for. Main applications are for commercial/industrial vehicles, marine, M2M, and other IoT systems using a wide range of radio technologies while remaining futureproof over the wide frequency band.

Features

- Ultra-wideband operation from 617 to 6000 MHz for cellular
- Features 4 x cellular antennas
- Ultra-rugged mechanical design to allow for an IP 69K rating
- Ground plane independent; antenna design with internal grounding
- Multiple mounting options available for ease of installation

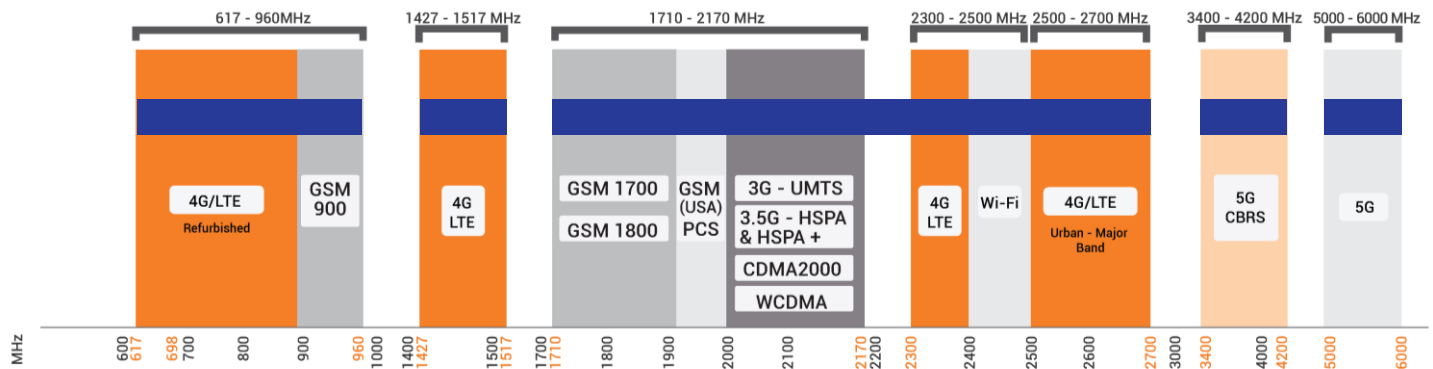
Application Areas

- Transport broadband, automation and telemetry for busses, utility, trucking and public safety vehicles
- Industrial factory automation, robotic machinery and other M2M systems telemetry
- Farming & Agricultural automation such as M2M & IoT
- Broadband cellular to Wi-Fi distribution for Marine/Boats
- Mining vehicles & machinery communications, telemetry, and automation (M2M & IoT)



Frequency Bands

The MIMO-4-4 is an omni-directional antenna that works from | 617 – 960 MHz | 1427 – 1517 MHz | 1710 – 2700 MHz | 3400 – 4200 MHz | and | 5000 – 6000 MHz |



Indicates the 5G/LTE bands on which MIMO-4-4 works

Antenna Derivatives

| Product Order Code (SKU) | A-MIMO-0004-V1-04-B | A-MIMO-0004-V1-04-W |
|--------------------------|-----------------------|---------------------|
| Radome Colour | Black | White |
| Radome Material | PC+ABS (Halogen Free) | UV Stable ASA |
| Ports | 4 | 4 |
| SISO/MIMO | 4X4 MIMO | 4X4 MIMO |
| Coax Cable Type | RTK-031 | RTK-031 |
| Coax Cable Length | 2m | 2m |
| Connector Type | SMA (M) | SMA (M) |
| EAN | 6009710927694 | 6009710927670 |
| EU Homologation Number | E1*10R06/02*9871*00 | E1*10R06/02*9871*00 |

*The coax cable & connector are factory mounted to the antenna

Electrical Specifications

| | |
|----------------------|--|
| Frequency Bands: | 617 – 960 MHz 1427 – 1517 MHz 1710 – 2700 MHz 3400 – 4200 MHz 5000 – 6000 MHz |
| Gain (Max): | -0.5 dBi @ 617 – 960 MHz 3.5 dBi @ 1427 – 1517 MHz 5.5 dBi @ 1710 – 2700 MHz 5.5 dBi @ 3400 – 4200 MHz 6 dBi @ 5000 – 6000 MHz |
| VSWR: | <2:1 |
| Feed Power Handling: | 10 W |
| Input Impedance: | 50 Ohm (nominal) |
| Polarisation: | Linear Vertical |
| Coax Cable Loss: | 0.56 dB/m @ 900 MHz 0.785 dB/m @ 1800 MHz 1.2 dB/m @ 3000 MHz |
| DC Short: | Yes |

Product Box Contents

| | |
|--------------------|--|
| Antenna: | A-MIMO-0004-V1-04 |
| Mounting Bracket*: | Ø25 Threaded Spigots (Up to 70mm clamping thickness), Pole/Wall Mounting Bracket & Adhesive Surface Mounting |

Mechanical Specifications

| | |
|----------------------|---|
| Product Dimensions: | Ø160 mm x 65 mm |
| Packaged Dimensions: | 230 mm x 220 mm x 150 mm |
| Weight: | TBC |
| Packaged Weight: | TBC |
| Mounting Type*: | Pole, Wall, Surface, Marine and Optional Magnetic mount |

Environmental Specifications, Certification & Approvals

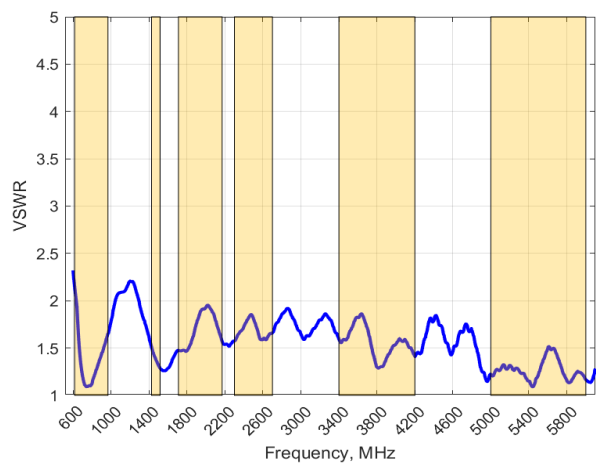
| | |
|--|-------------------------------------|
| Wind Survival: | ≤220 km/h |
| Temperature Range (Operating): | -40°C to +80°C |
| Environmental Conditions: | Outdoor/Indoor |
| Water Ingress Protection Ratio/Standard: | IP 69K |
| Salt Spray: | MIL-STD 810G/ASTM B117 |
| Operating Relative Humidity: | Up to 98% |
| Storage Humidity: | 5% to 95% - non-condensing |
| Storage Temperature: | -40°C to +80°C |
| Enclosure Flammability Rating: | UL 94-HB |
| Impact Resistance: | IK 10** |
| Product Safety & Environmental: | Complies with CE and RoHS standards |

**Pole/wall mount for non-mobility applications*

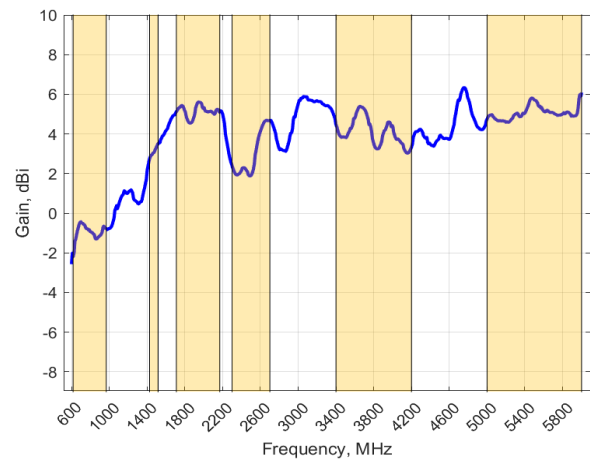
***IK 08 for pole/wall mount options*

Antenna Performance Plots

VSWR



GAIN (EXCLUDING CABLE LOSS)



Voltage Standing Wave Ratio (VSWR)*

VSWR is a measure of how efficiently radio-frequency power is transmitted from a power source, through a transmission line, into a load. In an ideal system, 100% of the energy is transmitted which corresponds to a VSWR of 1:1.

The MIMO-4-4 delivers superior performance across all bands with a VSWR of <2:1.

Gain* in dBi

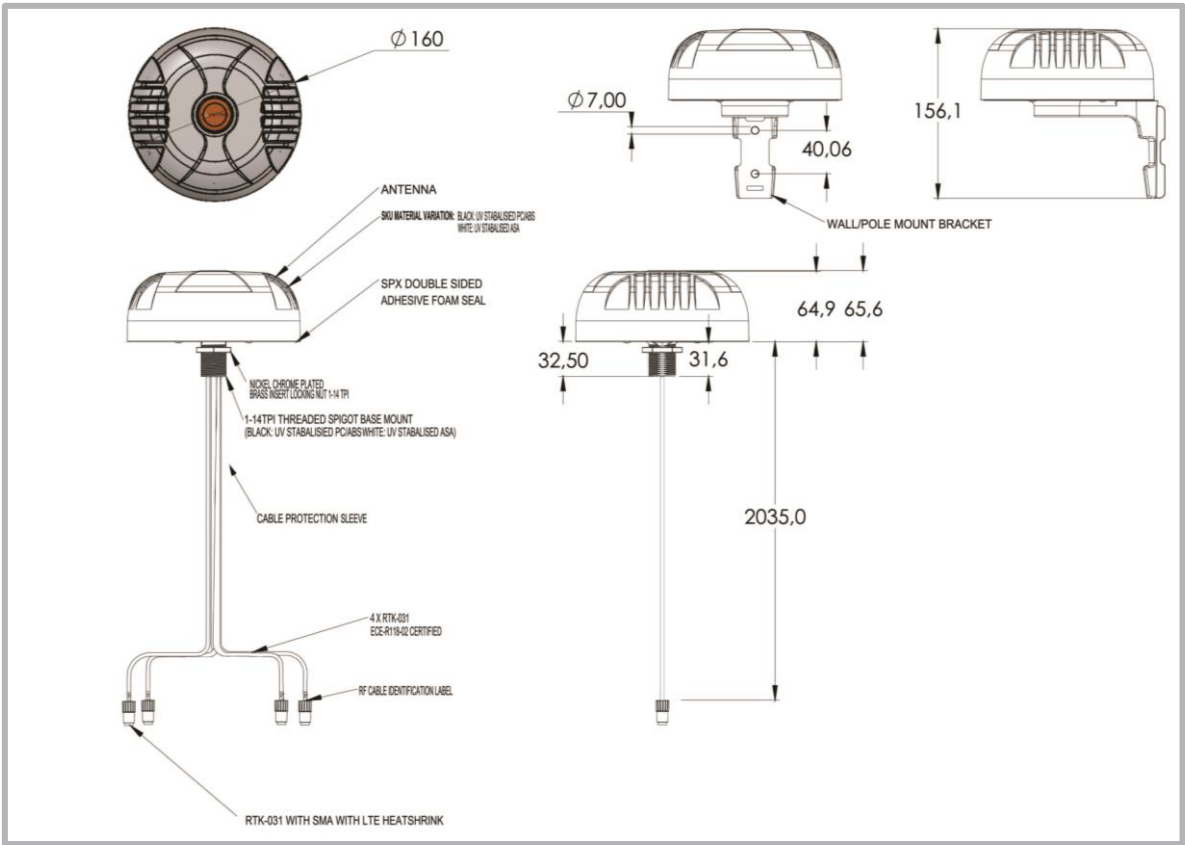
6 dBi is the peak gain across all bands from 617 – 6000 MHz

| | |
|-------------------------|----------|
| Gain @ 617 – 960 MHz: | -0.5 dBi |
| Gain @ 1427 – 1517 MHz: | 3.5 dBi |
| Gain @ 1710 – 2700 MHz: | 5.5 dBi |
| Gain @ 3400 – 4200 MHz: | 5.5 dBi |
| Gain @ 5000 – 6000 MHz: | 6 dBi |

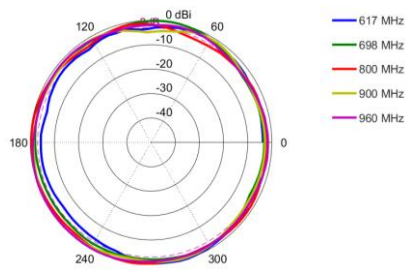
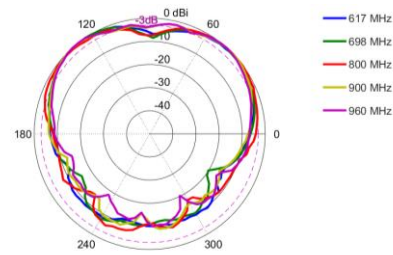
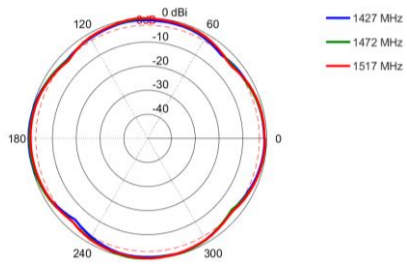
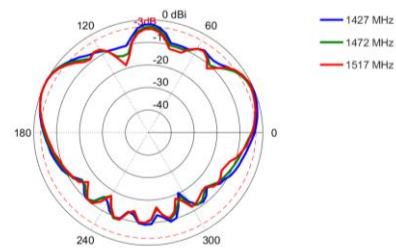
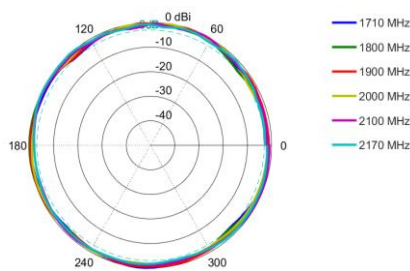
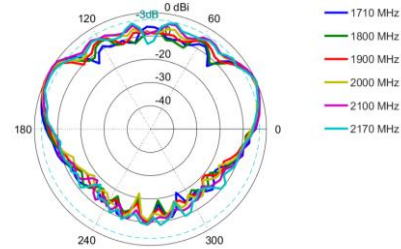
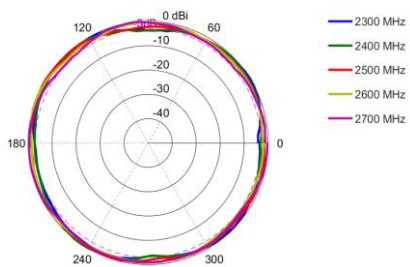
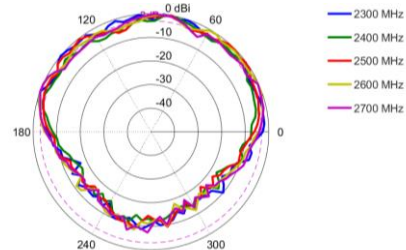
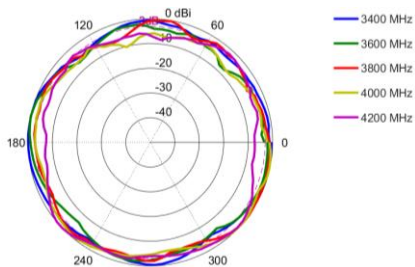
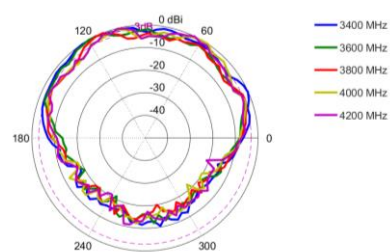
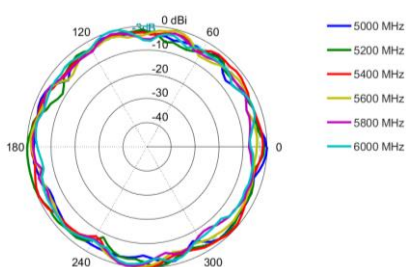
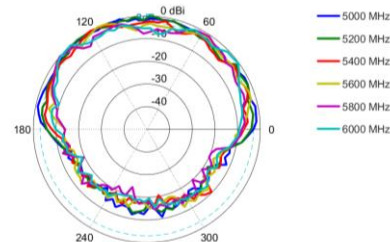
*VSWR measured with 2m low loss cable.

*Antenna gain measured with polarisation aligned standard antenna on a 600mm ground plane.

Technical Drawings



MIMO Radiation Patterns

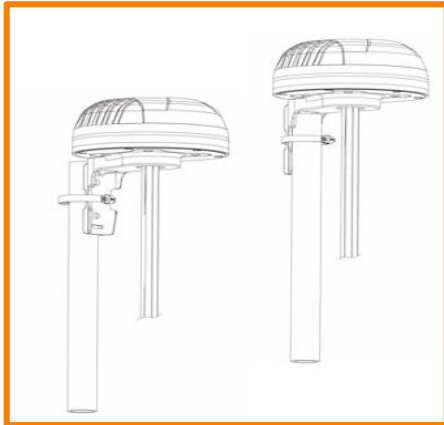
Azimuth: 617 – 960 MHz

Elevation: 617 – 960 MHz

Azimuth: 1427 – 1517 MHz

Elevation: 1427 – 1517 MHz

Azimuth: 1710 – 2170 MHz

Elevation: 1710 – 2170 MHz

Azimuth: 2300 – 2700 MHz

Elevation: 2300 – 2700 MHz

Azimuth: 3400 – 4200 MHz

Elevation: 3400 – 4200 MHz

Azimuth: 5000 – 6000 MHz

Elevation: 5000 – 6000 MHz


Mounting Options

Many Mounting Possibilities – included as standard

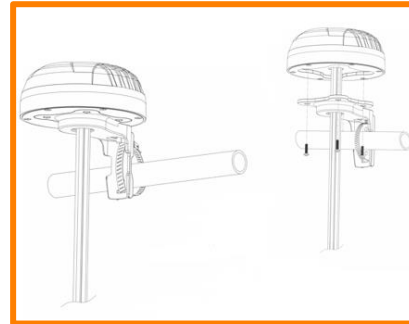
Poynting's MIMO-4 antenna range provides easy installation with the multiple mounting options. This includes as standard:

- Vertical Pole Mount (inner & outer mounting for smaller and larger poles)
- Horizontal Pole Mount (e.g., marine rails)
- Magnetic Mount (Optional)
- Wall Mount
- Surface Mount (Double Sided Tape)
- Marine Mount



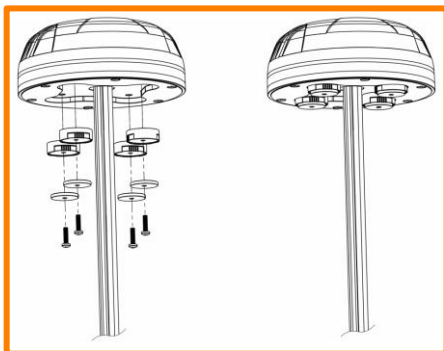
Vertical Pole Mount

Pole/Wall Mounting bracket (included)



Horizontal Pole Mount

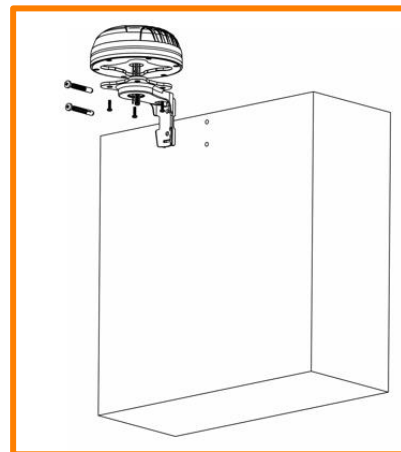
Pole/Wall Mounting bracket (included)



Magnetic Mount (Optional)

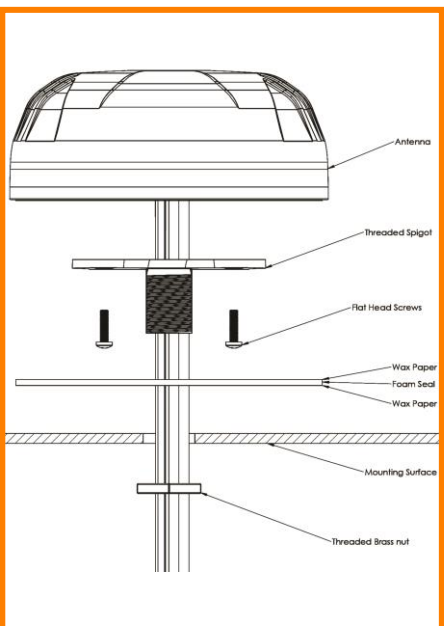
Magnetic Base Kit (not included)

For temporary and low mobility installations.



Wall Mount

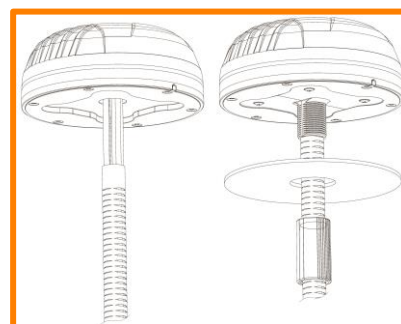
Pole/Wall Mounting bracket (included)



Surface Mount

Adhesive Surface Mounting (included) or can also be directly secured with longer M4 bolts (not included) to the female threaded inserts located in the antenna base.

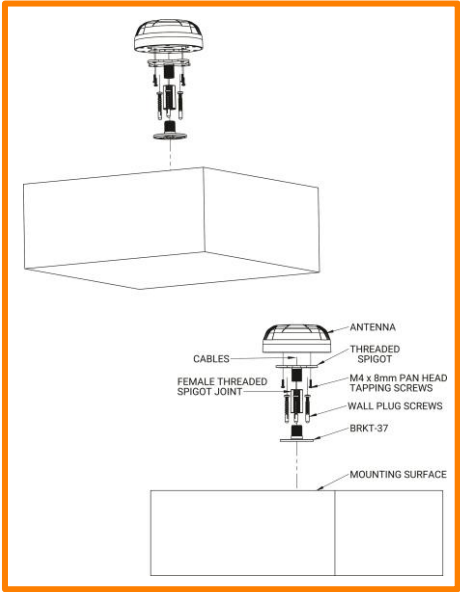
Short and long spigots provided for clamping thicknesses of 22mm or less and 70mm or less respectively.



Marine Mount Preparation

Preparation for marine mount using removable female threaded spigot (included)


Connector re-crimping will be required after passing cables through marine bracket.



Marine Mount

Mounts to standard marine bracket (BRKT-37: Flat Mount)

Additional Accessories



A-MBK-0003-V1 – NOT PROVIDED

Optional Magnetic Base Kit with four magnets for magnetic mount option

See accessories technical specifications on www.poynting.tech

CONTACT POYNTING

Poynting Antennas (Pty) Ltd - Head Office

Unit 4, N1 Industrial Park,
Landmarks Avenue,
Samrand, 0157, South Africa

Phone: +27 (0) 12 657 0050

E-mail: info@poynting.tech

International Email: sales-global@poynting.tech

Poynting Europe

Regus Business Center Neue Messe Riem
Kronstadter Straße 4
81677 München
Germany

Phone: +49 89 7453 9002

E-mail: sales-europe@poynting.tech

Poynting USA

1804 Owen Court, Suite 104,
Mansfield,
TX 76063
USA

Phone: +1 817 533-8130

E-mail: sales-us@poynting.tech